LSK Contents

直 線 導 軌

Linear Motion Guides

CONTENTS

目　　錄 ····· 01
CONTENTS

直線導軌特點 ····· 02, 04
CHARACTERISTIC OF LSK LINEAR GUIDES

直線導軌精度分類 ····· 03, 05
ACCURACY CLASSIFICATION OF LSK LINEAR GUIDES

MTA 系列　SERIES
法蘭型　FL-CA, HA ····· 06
FLANGE MODEL FL-CA, HA

MTA 系列　SERIES
法蘭型　FL-CB, HB ····· 08
FLANGE MODEL FL-CB, HB

MTA 系列　SERIES
四方型　GL-CA, HA ····· 10
SQUARE MODEL GL-CA, HA

I N A 系列　SERIES
法蘭型　FR-TA, SA ····· 12
FLANGE MODEL FR-TA, SA

I N A 系列　SERIES
法蘭型　FR-TB, SB ····· 14
FLANGE MODEL FR-TB, SB

I N A 系列　SERIES
四方型　GR-TA, SA ····· 16
SQUARE MODEL GR-TA, SA

D S R 系列　DSR SERIES
雙軸心　DSRE12 ····· 18, 19
MODEL DSRE12

D S R 系列　DSR SERIES
雙軸心　DSR8, DSR12, DSR16 ····· 20, 21
MODEL DSR8, DSR12, DSR16

D S R 系列　DSR SERIES
雙軸心　DSR4, DSR5 ····· 22, 23
MODEL DSR4, DSR5

聯軸器的型式　Coupling Type ····· 24, 25



LSK 直線導軌特點

- 採用全新進口專用的滑軌滑塊磨床確保滑軌滑塊的平行精度。
- 磨耗少能長時間維持精度。
- 四個方向等負荷。
- 床身低而小型化。
- 平滑而低噪音。
- 嚴格品質管制。
- 定位精度高。
- 高剛性。

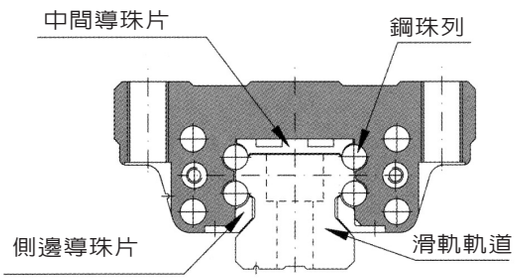

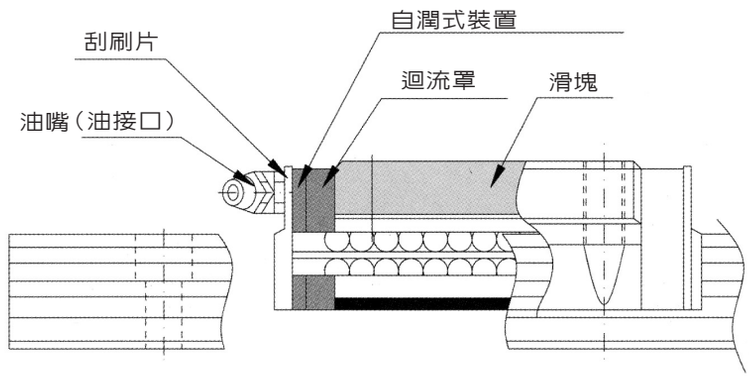

LSK 直線導軌的型號組成

FL25 CA 2 T 1200 II P Z1

- 預壓等級： ZF , Z0 , Z1 , Z2 , Z3 , Z4
- 尺寸精度： C 一般級、H 高級、P 精密級、SP 高精密級、UP 超高精密級
- 滑軌排列數： I 一列、 II 二列、 III 三列、 IV 四列
- 滑軌長度：長度以 mm 表示
- 滑軌固定方式： T 上鎖型、U 下鎖型
- 滑塊數量：一支滑軌上組裝的滑塊數量
- 滑塊荷重： H 超重負荷型、C 重負荷型、T 中負荷型、S 輕負荷型
- 滑塊固定方式： A 上鎖式、B 下鎖式、C 上下鎖式
- 滑塊型式： F 法蘭型、G 四方型、L 工作母機用、R 產業機械用
- 滑塊尺寸： 15 , 20 , 25 , 30 , 35 , 45

LSK 直線導軌的精度分類

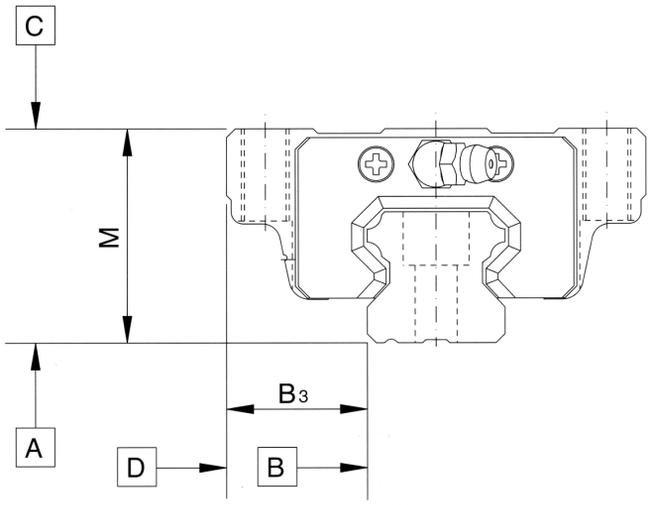

單 位 /mm		FL、GL、FR、GR-15 / 20 / 25 / 30 / 35 / 45				
檢驗項目		一般級 (C)	高級 (H)	精密級 (P)	高精密級 (SP)	超高精密級 (UP)
高度 M 的容許尺寸誤差		±0.1	±0.04	0 -0.04	0 -0.02	0 -0.01
寬度 B_3的容許尺寸誤差		±0.1	±0.04	0 -0.04	0 -0.02	0 -0.01
成對時	高度 M 的相互誤差	0.02	0.015	0.007	0.005	0.003
	寬度 B_3的相互誤差	0.02	0.015	0.007	0.005	0.003
預壓等級		ZF,Z0,Z1	Z0 ～ Z4			
滑塊 C 面對滑軌 A 面的行走平行度		詳行走平行度精度表				
滑塊 D 面對滑軌 B 面的行走平行度		詳行走平行度精度表				

2. 行走平行度精度表

滑軌長度 (mm)	精度等級 (μ m)				
	C	H	P	SP	UP
～ 100	12	7	3	2	2
100 ～ 200	14	9	4	2	2
200 ～ 300	15	10	5	3	2
300 ～ 500	17	12	6	3	2
500 ～ 700	20	13	7	4	2
700 ～ 900	22	15	8	5	3
900 ～ 1100	24	16	9	6	3
1100 ～ 1500	26	18	11	7	4
1500 ～ 1900	28	20	13	8	4
1900 ～ 2500	31	22	15	10	5
2500 ～ 3100	33	25	18	11	6
3100 ～ 3600	36	27	20	14	7
3600 ～ 4040	37	28	21	15	7

Linear Guides

Characteristic of LSK Linear Guides

- All New Japanese Grinders to assure accuracy.
- Low Friction.
- Four Way Equal Load Rating.
- Low Center of Gravity and Compact Design.
- Low Noise and Smooth Running.
- Long Life and High Rigidity.

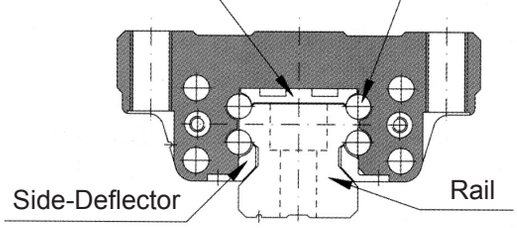

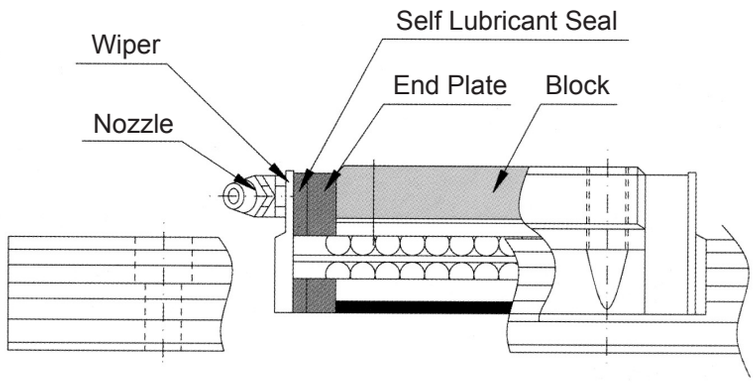

Nomenclature

FL25 CA 2 T 1800 II P Z1

- Preload Class : ZF,Z0,Z1,Z2,Z3,Z4
- Accuracy Grade : C(commercial), H(High), P(Precision), SP(Super Precision), UP(Ultra Precision).
- Number of Rails Specified as Matched Sets : I One Rail, II Two Rails.
- Rail Length(mm).
- Type of LM Rail : T(Top Fix), U(Down fix).
- Number of Blocks on One Rail.
- Type of LM Block : A(Top Fix), B(Down fix), C(Top Fix or Down Fix).
- Model Number
  Block Shape : F(Flange), G(Square), L(Machine Tool), R(Industrial Machine)
  Nominal Size : 15, 20, 25, 30, 35, 45.

Accuracy Classification of LSK Linear Guides

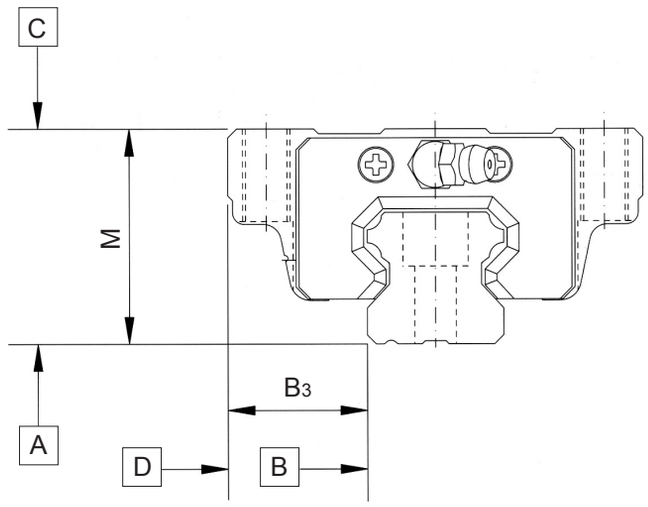

Unit / mm		FL、GL、FR、GR-15 / 20 / 25 / 30 / 35 / 45				
Inspected Items		Commercial (C)	High (H)	Precision (P)	Super Precision (SP)	Ultra Precision (UP)
Tolerance of Height M		±0.1	±0.04	0 -0.04	0 -0.02	0 -0.01
Tolerance of Width B_3		±0.1	±0.04	0 -0.04	0 -0.02	0 -0.01
Pairs	Difference in Hight M	0.02	0.015	0.007	0.005	0.003
	Difference in Width B_3	0.02	0.015	0.007	0.005	0.003
Preload Class		ZF,Z0,Z1	Z0 ～ Z4			
Running Parallelism of Block Surface C With Respect to Surface A		Details as Running Parallelism Table				
Running Parallelism of Block Surface D With Respect to Surface B		Details as Running Parallelism Table				

Running Parallelism Table of LSK Linear Guides

Rail Length (mm)	Accuracy Classification (μm)				
	C	H	P	SP	UP
～100	12	7	3	2	2
100～200	14	9	4	2	2
200～300	15	10	5	3	2
300～500	17	12	6	3	2
500～700	20	13	7	4	2
700～900	22	15	8	5	3
900～1100	24	16	9	6	3
1100～1500	26	18	11	7	4
1500～1900	28	20	13	8	4
1900～2500	31	22	15	10	5
2500～3100	33	25	18	11	6
3100～3600	36	27	20	14	7
3600～4040	37	28	21	15	7

MTA 系列 Machine Tool Application

法蘭型 FLANGE MODEL FL-CA,HA



LSK 滑塊的尺寸 / mm

LSK Block Dimensions / mm

型號 Model	寬 W Width(w)	長度 L Length(L)	高度 M Height(M)	B	B_1	L_1	C	T	T_1	T_2	Sxℓ	N	E	潤滑油接管 Grease Fitting
FL 15CA	47	61.2	24	38	4.5	38.2	30	7	11	19.5	M5x11	4.5	5.5	M4x0.7P
FL 20CA	63	76.5	30	53	5	50.5	40	10	10	24.5	M6x10	5	12	M6x1.0P
FL 20HA	63	92.5	30	53	5	66.5	40	10	10	24.5	M6x10	5	12	M6x1.0P
FL 25CA	70	84	36	57	6.5	58	45	12	16	29.0	M8x16	6	12	M6x1.0P
FL 25HA	70	103	36	57	6.5	77	45	12	16	29.0	M8x16	6	12	M6x1.0P
FL 30CA	90	100.5	42	72	9	70.5	52	12	18	34.0	M10x18	7	12	M6x1.0P
FL 30HA	90	122.5	42	72	9	92.5	52	12	18	34.0	M10x18	7	12	M6x1.0P
FL 35CA	100	105.5	48	82	9	80.5	62	13	21	39.0	M10x21	8	12	M6x1.0P
FL 35HA	100	130.5	48	82	9	105.5	62	13	21	39.0	M10x21	8	12	M6x1.0P
FL 45CA	120	128.2	60	100	10	99.2	80	14	25	48.5	M12x25	10	16	1/8 PT
FL 45HA	120	159.5	60	100	10	130.5	80	14	25	48.5	M12x25	10	16	1/8 PT

法蘭型 FLANGE MODEL FL-CA,HA

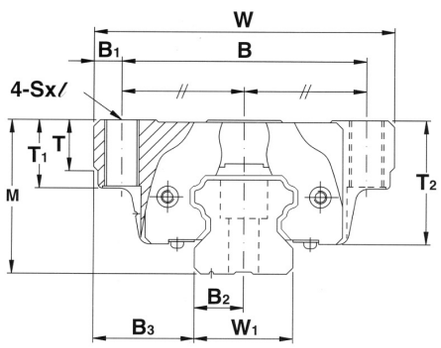

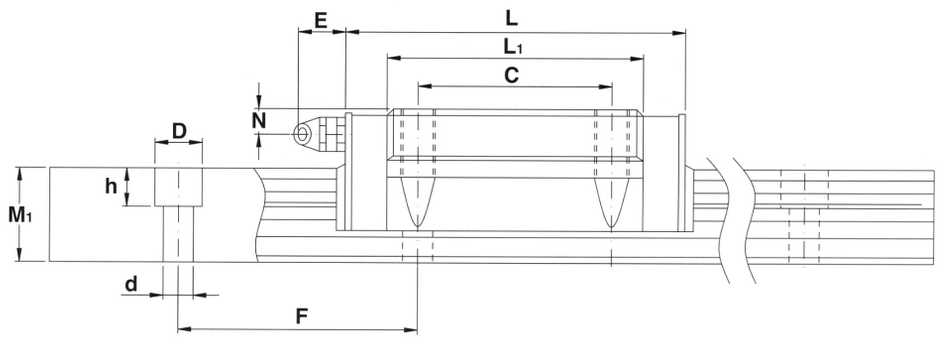

LSK 滑軌的尺寸 / mm

LSK Rail Dimensions / mm

寬 W1 Width(W1)	高度 M1 Height(M1)	間距 F Pitch(F)	B2	B3	dxDxh	C kgf	Co kgf	MA kgf-M	MB kgf-M	MC kgf-M	滑塊 個 /kg Block/kg	滑軌 米 /kg Rail M/kg
15	15	60	7.5	16	4.5x7.5x5.5	850	1380	7.3	7.3	10.1	0.2	1.7
20	18	60	10	21.5	6x9.5x8.5	1410	2430	15.9	15.9	23.7	0.35	2.5
20	18	60	10	21.5	6x9.5x8.5	2170	3240	27.5	27.5	31.6	0.47	2.5
23	22	60	11.5	23.5	7x11x9	2030	3510	27.5	27.5	40.0	0.59	3.6
23	22	60	11.5	23.5	7x11x9	2770	4680	46.8	46.8	51.8	0.75	3.6
28	26	80	14	31	9x14x12	2860	4770	43.8	43.8	65.8	1.1	5.1
28	26	80	14	31	9x14x12	3800	6370	74.4	74.4	87.7	1.3	5.1
34	29	80	17	33	9x14x12	3800	6230	65.4	65.4	104.7	1.6	6.9
34	29	80	17	33	9x14x12	5120	8310	111.1	111.1	139.9	2.0	6.9
45	38	105	22.5	37.5	14x20x17	6120	9750	127.6	127.6	213.2	2.8	11.0
45	38	105	22.5	37.5	14x20x17	8200	13000	217.1	217.1	284.1	3.3	11.0

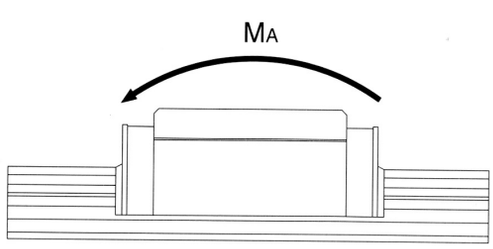

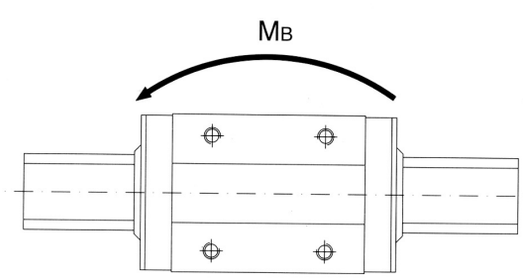

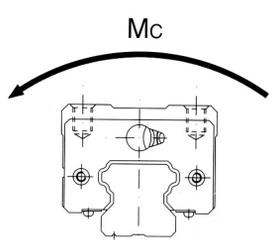

MTA 系列 Machine Tool Application

法蘭型 FLANGE MODEL FL-CB,HB



LSK 滑塊的尺寸 / mm

LSK Block Dimensions / mm

型號 Model	寬 W Width(w)	長度 L Length(L)	高度 M Height(M)	B	B_1	L_1	C	T	T_1	T_2	H	N	E	潤滑油接管 Grease Fitting
FL 15CB	47	61.2	24	38	4.5	38.2	30	7	11	19.5	4.5	4.5	5.5	M4x0.7P
FL 20CB	63	76.5	30	53	5	50.5	40	10	10	24.5	6	5	12	M6x1.0P
FL 20HB	63	92.5	30	53	5	66.5	40	10	10	24.5	6	5	12	M6x1.0P
FL 25CB	70	84	36	57	6.5	58	45	12	16	29.0	7	6	12	M6x1.0P
FL 25HB	70	103	36	57	6.5	77	45	12	16	29.0	7	6	12	M6x1.0P
FL 30CB	90	100.5	42	72	9	70.5	52	12	18	34.0	9	7	12	M6x1.0P
FL 30HB	90	122.5	42	72	9	92.5	52	12	18	34.0	9	7	12	M6x1.0P
FL 35CB	100	105.5	48	82	9	80.5	62	13	21	39.0	9	8	12	M6x1.0P
FL 35HB	100	130.5	48	82	9	105.5	62	13	21	39.0	9	8	12	M6x1.0P
FL 45CB	120	128.2	60	100	10	99.2	80	14	25	48.5	11	10	16	1/8 PT
FL 45HB	120	159.5	60	100	10	130.5	80	14	25	48.5	11	10	16	1/8 PT

法蘭型 FLANGE MODEL FL-CB,HB

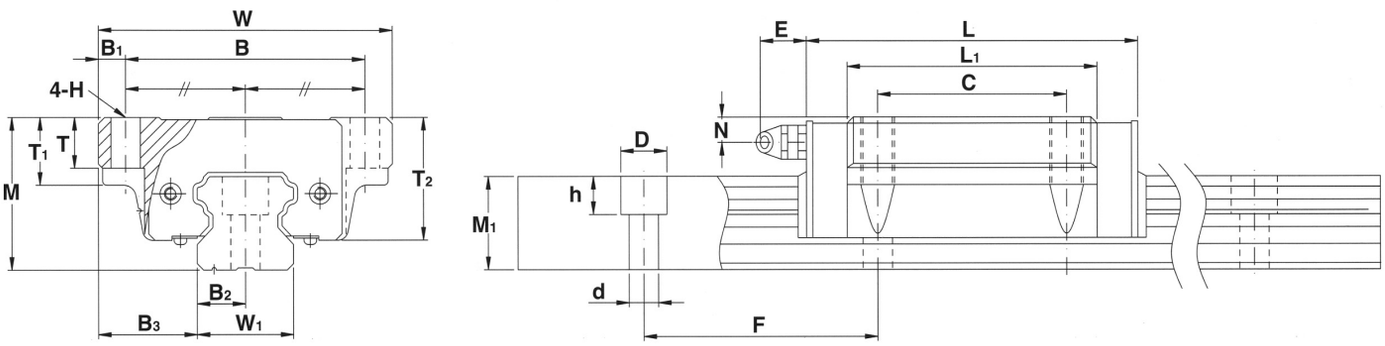

LSK 滑軌的尺寸 / mm

LSK Rail Dimensions / mm

寬 W1 Width(W1)	高度 M1 Height(M1)	間距 F Pitch(F)	B2	B3	dxDxh	C kgf	Co kgf	MA kgf-M	MB kgf-M	MC kgf-M	滑塊 個 /kg Block/kg	滑軌 米 /kg Rail M/kg
15	15	60	7.5	16	4.5x7.5x5.5	850	1380	7.3	7.3	10.1	0.2	1.7
20	18	60	10	21.5	6x9.5x8.5	1410	2430	15.9	15.9	23.7	0.35	2.5
20	18	60	10	21.5	6x9.5x8.5	2170	3240	27.5	27.5	31.6	0.47	2.5
23	22	60	11.5	23.5	7x11x9	2030	3510	27.5	27.5	40.0	0.59	3.6
23	22	60	11.5	23.5	7x11x9	2770	4680	46.8	46.8	51.8	0.75	3.6
28	26	80	14	31	9x14x12	2860	4770	43.8	43.8	65.8	1.1	5.1
28	26	80	14	31	9x14x12	3800	6370	74.4	74.4	87.7	1.3	5.1
34	29	80	17	33	9x14x12	3800	6230	65.4	65.4	104.7	1.6	6.9
34	29	80	17	33	9x14x12	5120	8310	111.1	111.1	139.9	2.0	6.9
45	38	105	22.5	37.5	14x20x17	6120	9750	127.6	127.6	213.2	2.8	11.0
45	38	105	22.5	37.5	14x20x17	8200	13000	217.1	217.1	284.1	3.3	11.0

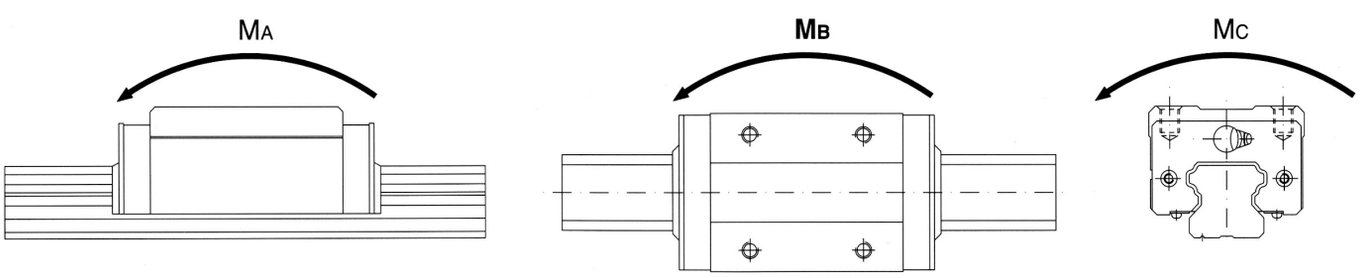

MTA 系列 Machine Tool Application

四方型 SQUARE MODEL GL-CA,HA



LSK 滑塊的尺寸 / mm

LSK Block Dimensions / mm

型號 Model	寬 W Width(w)	長度 L Length(L)	高度 M Height(M)	B	B_1	L_1	C	T	T2	Sxℓ	N	E	潤滑油接管 Grease Fitting
GL 15CA	34	61.2	28	26	4	38.2	26	6	23.5	M4x5	8.5	5.5	M4x0.7P
GL 20CA	44	76.5	30	32	6	50.5	36	8	24.5	M5x6	5	12	M6x1.0P
GL 20HA	44	92.5	30	32	6	66.5	50	8	24.5	M5x6	5	12	M6x1.0P
GL 25CA	48	84	40	35	6.5	58	35	12	33.0	M6x8	10	12	M6x1.0P
GL 25HA	48	103	40	35	6.5	77	50	12	33.0	M6x8	10	12	M6x1.0P
GL 30CA	60	100.5	45	40	10	70.5	40	12	37.0	M8x10	10	12	M6x1.0P
GL 30HA	60	122.5	45	40	10	92.5	60	12	37.0	M8x10	10	12	M6x1.0P
GL 35CA	70	105.5	55	50	10	80.5	50	12	46.0	M8x12	15	12	M6x1.0P
GL 35HA	70	130.5	55	50	10	105.5	72	12	46.0	M8x12	15	12	M6x1.0P
GL 45CA	86	128.2	70	60	13	99.2	60	15	58.5	M10x17	20	16	1/8 PT
GL 45HA	86	159.5	70	60	13	130.5	80	15	58.5	M10x17	20	16	1/8 PT

四方型 SQUARE MODEL GL-CA,HA

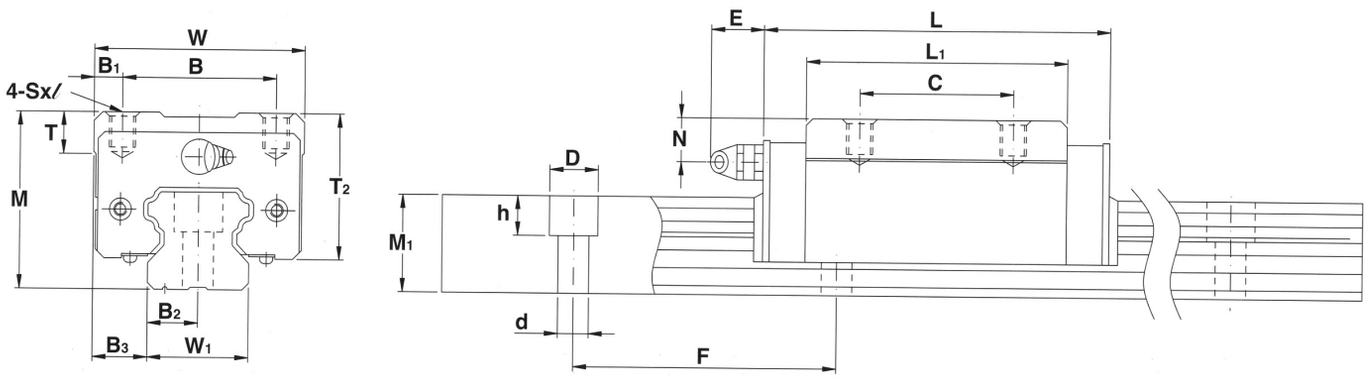

LSK 滑軌的尺寸 / mm

LSK Rail Dimensions / mm

寬 W1 Width(W1)	高度 M1 Height(M1)	間距 F Pitch(F)	B2	B3	dxDxh	C kgf	Co kgf	MA kgf-M	MB kgf-M	MC kgf-M	滑塊 個 /kg Block/kg	滑軌 米 /kg Rail M/kg
15	15	60	7.5	9.5	4.5x7.5x5.5	850	1380	7.3	7.3	10.1	0.18	1.7
20	18	60	10	12	6x9.5x8.5	1410	2430	15.9	15.9	23.7	0.25	2.5
20	18	60	10	12	6x9.5x8.5	2170	3240	27.5	27.5	31.6	0.35	2.5
23	22	60	11.5	12.5	7x11x9	2030	3510	27.5	27.5	40.0	0.54	3.6
23	22	60	11.5	12.5	7x11x9	2770	4680	46.8	46.8	51.8	0.67	3.6
28	26	80	14	16	9x14x12	2860	4770	43.8	43.8	65.8	0.9	5.1
28	26	80	14	16	9x14x12	3800	6370	74.4	74.4	87.7	1.1	5.1
34	29	80	17	18	9x14x12	3800	6230	65.4	65.4	104.7	1.5	6.9
34	29	80	17	18	9x14x12	5120	8310	111.1	111.1	139.9	2.0	6.9
45	38	105	22.5	20.5	14x20x17	6120	9750	127.6	127.6	213.2	2.6	11.0
45	38	105	22.5	20.5	14x20x17	8200	13000	217.1	217.1	284.1	3.1	11.0

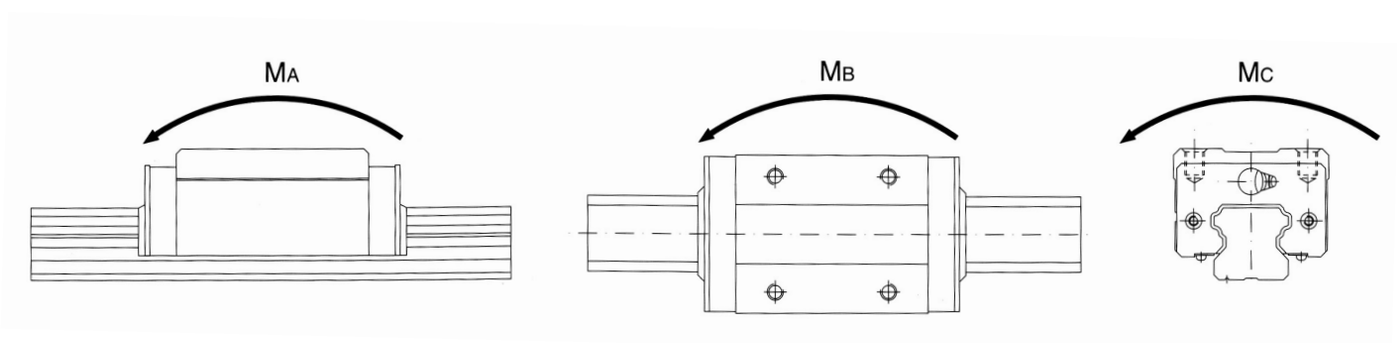

法蘭型 FLANGE MODEL FR-TA,SA



FR-TA FR-SA FR-TA

LSK 滑塊的尺寸 / mm

LSK Block Dimensions / mm

型號 Model	寬 W Width(w)	長度 L Length(L)	高度 M Height(M)	B	B_1	L_1	C	T	T_1	T2	Sxℓ	N	E	潤滑油接管 Grease Fitting
FR 15TA	52	57.2	24	41	5.5	38.2	26	7	11	19.5	M5x11	4	5.5	M4x0.7P
FR 15SA	52	40.3	24	41	5.5	22.5	–	7	11	19.5	M5x11	4	5.5	M4x0.7P
FR 20TA	59	67.2	28	49	5	47.2	32	8	10	22.5	M6x10	4	12	M6x1.0P
FR 20SA	59	47.5	28	49	5	27.5	–	8	10	22.5	M6x10	4	12	M6x1.0P
FR 25TA	73	79.5	33	60	6.5	59.5	35	10	16	26	M8x16	4.5	12	M6x1.0P
FR 25SA	73	55	33	60	6.5	35.0	–	10	16	26	M8x16	4.5	12	M6x1.0P
FR 30TA	90	92.5	42	72	9	69.0	40	12	18	34.0	M10x18	7	12	M6x1.0P
FR 30SA	90	63.5	42	72	9	40.5	–	12	18	34.0	M10x18	7	12	M6x1.0P
FR 35TA	100	104	48	82	9	79.0	50	13	21	39.0	M10x21	8	12	M6x1.0P
FR 35SA	100	70.4	48	82	9	45.5	–	13	21	39.0	M10x21	8	12	M6x1.0P

法蘭型 FLANGE MODEL FR-TA,SA

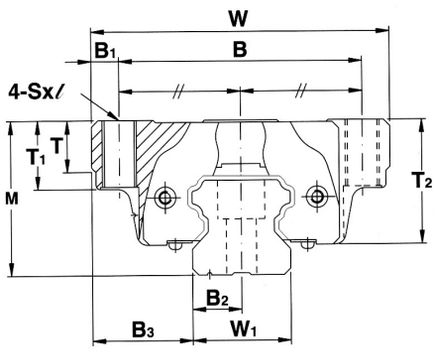

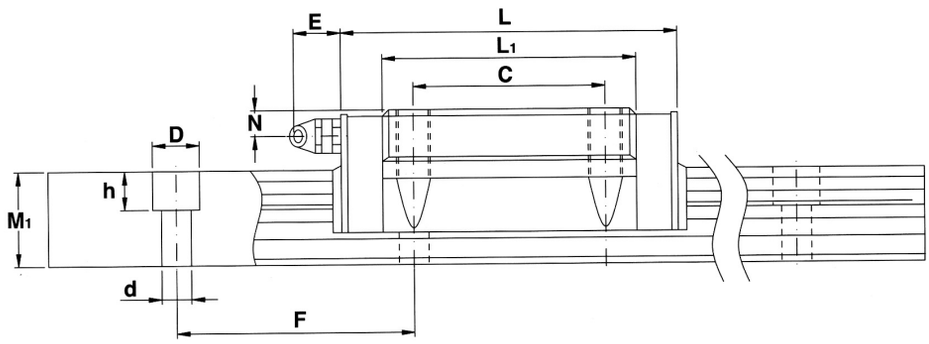

LSK 滑軌的尺寸 / mm

LSK Rail Dimensions / mm

寬 W1 Width(W1)	高度 M1 Height(M1)	間距 F Pitch(F)	B2	B3	dxDxh	C kgf	Co kgf	MA kgf-M	MB kgf-M	MC kgf-M	滑塊 個 /kg Block/kg	滑軌 米 /kg Rail M/kg
15	15	60	7.5	18.5	4.5x7.5x5.5	850	1380	7.3	7.3	10.1	0.2	1.7
15	15	60	7.5	18.5	4.5x7.5x5.5	550	1132	2.04	2.04	4.08	0.15	1.7
20	18	60	10	19.5	6x9.5x8.5	1410	2430	15.9	15.9	23.7	0.42	2.5
20	18	60	10	19.5	6x9.5x8.5	730	1468	3.06	2.04	7.14	0.35	2.5
23	22	60	11.5	25	7x11x9	2030	3510	27.5	27.5	40.0	0.71	3.6
23	22	60	11.5	25	7x11x9	1190	2295	5.1	4.08	12.24	0.59	3.6
28	26	80	14	31	9x14x12	2860	4770	43.8	43.8	65.8	1.1	5.1
28	26	80	14	31	9x14x12	1754	3315	9.18	8.16	21.42	0.8	5.1
34	29	80	17	33	9x14x12	3800	6230	40.8	34.68	61.2	1.5	6.9
34	29	80	17	33	9x14x12	2428	4498	14.28	12.24	34.68	1.0	6.9

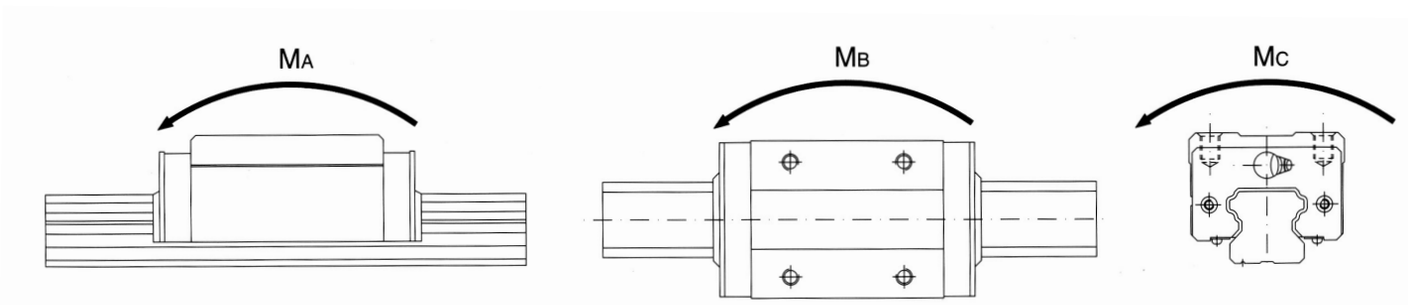

法蘭型 FLANGE MODEL FR-TB,SB



FR-TB FR-SB FR-TB

LSK 滑塊的尺寸 / mm

LSK Block Dimensions / mm

型號 Model	寬 W Width(w)	長度 L Length(L)	高度 M Height(M)	B	B_1	L_1	C	T	T_1	T2	H	N	E	潤滑油接管 Grease Fitting
FR 15TB	52	57.2	24	41	5.5	38.2	26	7	11	19.5	4.5	4	5.5	M4x0.7P
FR 15SB	52	40.3	24	41	5.5	22.5	–	7	11	19.5	4.5	4	5.5	M4x0.7P
FR 20TB	59	67.2	28	49	5	47.2	32	8	10	22.5	5.5	4	12	M6x1.0P
FR 20SB	59	47.5	28	49	5	27.5	–	8	10	22.5	5.5	4	12	M6x1.0P
FR 25TB	73	79.5	33	60	6.5	59.5	35	10	16	26	7	4.5	12	M6x1.0P
FR 25SB	73	55	33	60	6.5	35.0	–	10	16	26	7	4.5	12	M6x1.0P
FR 30TB	90	92.5	42	72	9	69.0	40	12	18	34	9	7	12	M6x1.0P
FR 30SB	90	63.5	42	72	9	40.5	–	12	18	34	9	7	12	M6x1.0P
FR 35TB	100	104	48	82	9	79.0	50	13	21	39	9	8	12	M6x1.0P
FR 35SB	100	70.5	48	82	9	45.5	–	13	21	39	9	8	12	M6x1.0P

法蘭型 FLANGE MODEL FR-TB,SB

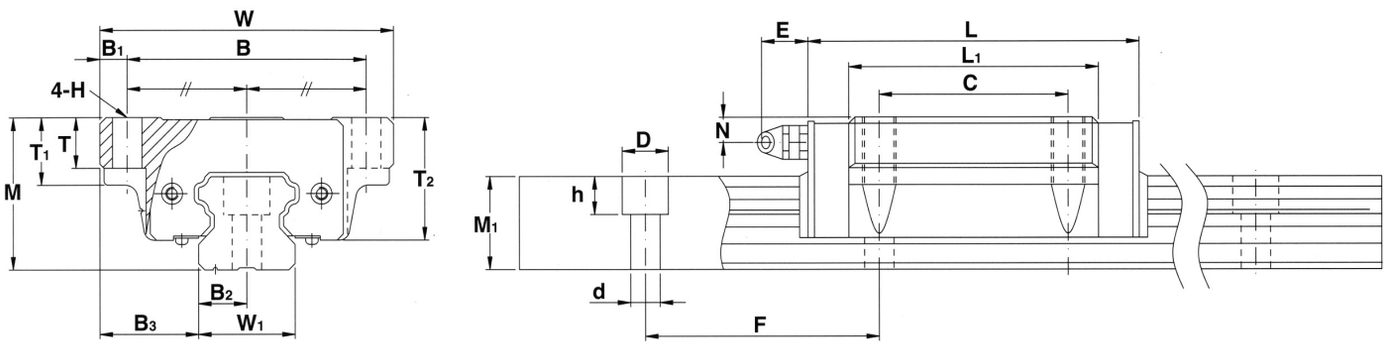

LSK 滑軌的尺寸 / mm

LSK Rail Dimensions / mm

寬 W1 Width(W1)	高度 M1 Height(M1)	間距 F Pitch(F)	B2	B3	dxDxh	C kgf	Co kgf	MA kgf-M	MB kgf-M	MC kgf-M	滑塊 個 /kg Block/kg	滑軌 米 /kg Rail M/kg
15	15	60	7.5	18.5	4.5x7.5x5.5	850	1380	7.3	7.3	10.1	0.2	1.7
15	15	60	7.5	18.5	4.5x7.5x5.5	550	1132	2.04	2.04	4.08	0.15	1.7
20	18	60	10	19.5	6x9.5x8.5	1410	2430	15.9	15.9	23.7	0.42	2.5
20	18	60	10	19.5	6x9.5x8.5	730	1468	3.06	2.04	7.14	0.35	2.5
23	22	60	11.5	25	7x11x9	2030	3510	27.5	27.5	40.0	0.71	3.6
23	22	60	11.5	25	7x11x9	1190	2295	5.1	4.08	12.24	0.59	3.6
28	26	80	14	31	9x14x12	2860	4770	43.8	43.8	65.8	1.1	5.1
28	26	80	14	31	9x14x12	1754	3315	9.18	8.16	21.42	0.8	5.1
34	29	80	17	33	9x14x12	3800	6230	40.8	34.68	61.2	1.5	6.9
34	29	80	17	33	9x14x12	2428	4498	14.28	12.24	34.68	1.0	6.9

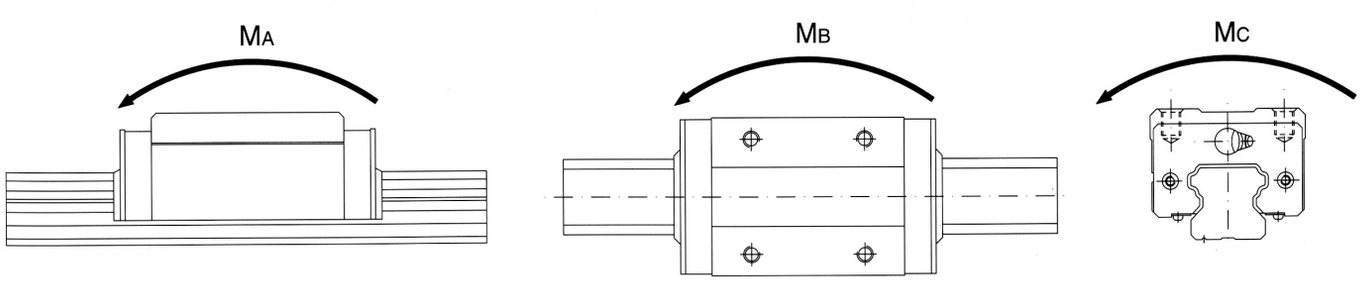

四方型 SQUARE MODEL GR-TA,SA



GR-TA GR-SA GR-TA

LSK 滑塊的尺寸 / mm

LSK Block Dimensions / mm

型號 Model	寬 W Width(w)	長度 L Length(L)	高度 M Height(M)	B	B_1	L_1	C	T	T2	Sxℓ	N	E	潤滑油接管 Grease Fitting
GR15TA	34	57.2	24	26	4	38.2	26	6	19.5	M4x5	4	5.5	M4x0.7P
GR15SA	34	40.3	24	26	4	22.5	–	6	19.5	M4x5	4	5.5	M4x0.7P
GR20TA	42	67.2	28	32	5	47.2	32	7.5	22.5	M5x6	4	12	M6x1.0P
GR20SA	42	47.5	28	32	5	27.5	–	7.5	22.5	M5x6	4	12	M6x1.0P
GR25TA	48	79.5	33	35	6.5	59.5	35	8	26	M6x8	4.5	12	M6x1.0P
GR25SA	48	55	33	35	6.5	35.0	–	8	26	M6x8	4.5	12	M6x1.0P
GR30TA	60	92.5	42	40	10	69.0	40	9	34	M8x10	7	12	M6x1.0P
GR30SA	60	63.5	42	40	10	40.5	–	9	34	M8x10	7	12	M6x1.0P
GR35TA	70	104	48	50	10	79.0	50	13	39	M8x12	8	12	M6x1.0P
GR35SA	70	70.5	48	50	10	45.5	–	13	39	M8x12	8	12	M6x1.0P

四方型 SQUARE MODEL GR-TA,SA

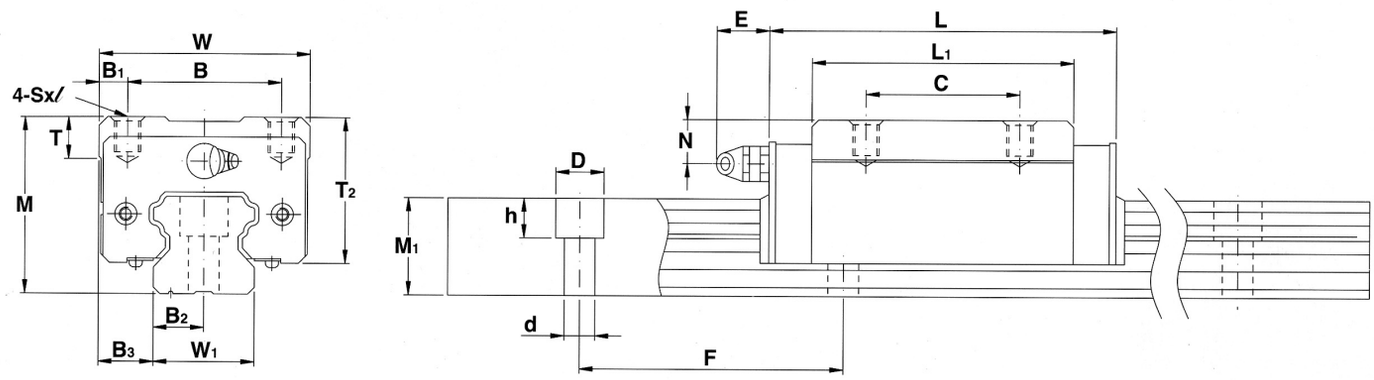

LSK 滑軌的尺寸 / mm

LSK Rail Dimensions / mm

寬 W1 Width(w1)	高度 M1 Height(M1)	間距 F Pitch(F)	B2	B3	dxDxh	C kgf	Co kgf	MA kgf-M	MB kgf-M	MC kgf-M	滑塊 個 /kg Block/kg	滑軌 米 /kg Rail M/kg
15	15	60	7.5	9.5	4.5x7.5x5.5	850	1380	7.3	7.3	10.1	0.18	1.7
15	15	60	7.5	9.5	4.5x7.5x5.5	550	1132	2.04	2.04	4.08	0.11	1.7
20	18	60	10	11	6x9.5x8.5	1410	2430	15.9	15.9	23.7	0.25	2.5
20	18	60	10	11	6x9.5x8.5	730	1468	3.06	2.04	7.14	0.23	2.5
23	22	60	11.5	12.5	7x11x9	2030	3510	27.5	27.5	40.0	0.54	3.6
23	22	60	11.5	12.5	7x11x9	1190	2295	5.1	4.08	12.24	0.45	3.6
28	26	80	14	16	9x14x12	2860	4770	43.8	43.8	65.8	0.9	5.1
28	26	80	14	16	9x14x12	1754	3315	9.18	8.16	21.42	0.7	5.1
34	29	80	17	18	9x14x12	3800	6230	40.8	34.68	61.2	1.2	6.9
34	29	80	17	18	9x14x12	2428	4498	14.28	12.24	34.68	0.9	6.9

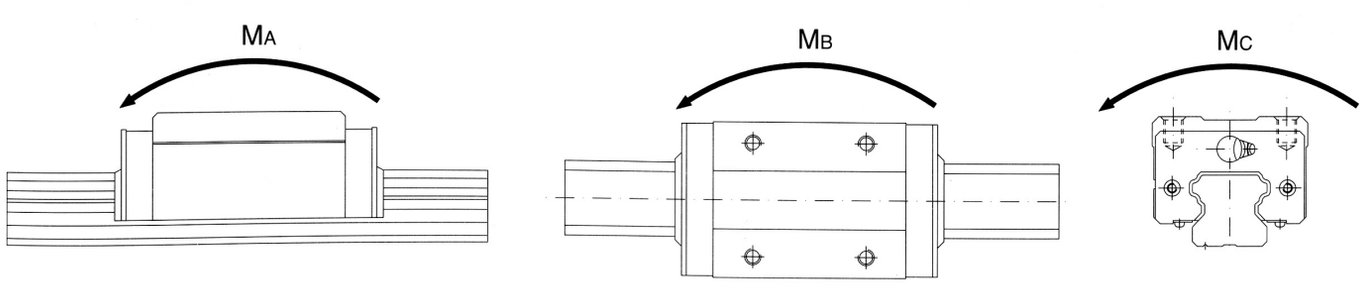

DSR12

雙軸心滑軌

Twin Parallel Shaft System Anticorrosive Linear Guide

DSRE12 雙軌心滑軌

Twin Parallel Shaft System Anticorrosive Linear Guide

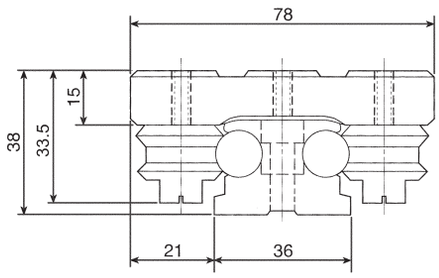

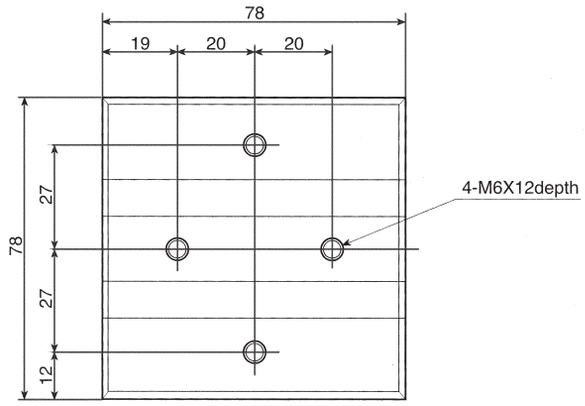

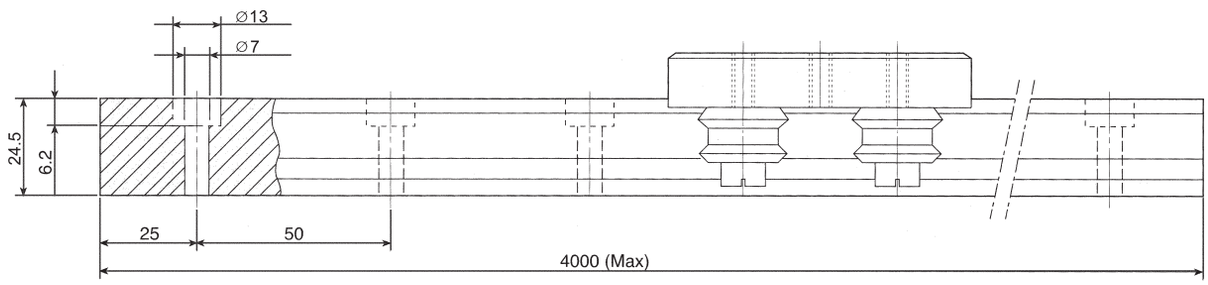

軸 徑 ød Shaft diameter	導輪數量 Rolling Bearings No.	基本動定格荷重 Basic dynamic load rating C (kgf)	基本靜定格荷重 Basic static load rating Co (kgf)	容 許 靜 力 矩 Allowable static moment			重 量 Weight	
				Mo (kgf-m)	Mx (kgf-m)	My (kgf-m)	滑塊 Block kg	滑軌 Rail kg/M
ø12	4	140	230	1.5	2.5	3.5	0.36	3.2

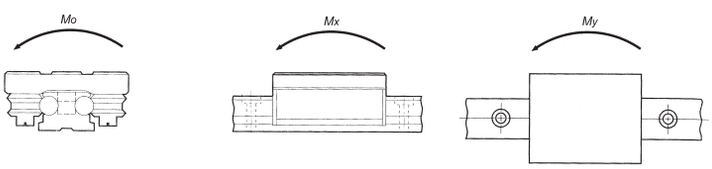

規 格：

DSRE12-B2-R1200

(1) (2) (3)

(1) 型 號：DSRE12

(2)1 支滑軌上滑塊之個數：

B1:1 個、B2:2 個、B3:3 個，…

(3) 滑軌長度 (1200mm)：

軸心：熱處理 (HRC 60±2)，鍍硬鉻及研磨

Model NO:

DSRE12-B2-R1200

(1) (2) (3)

(1) Model NO: DSRE12

(2) Blocks for per track rail:

B1: 1 Block B2: 2 Blocks B3: 3 Blocks,...

(3) Length of rail (1200mm):

Shaft: Hardened (HRC60±2) ground and chromium plated

DSR 系列

DSR12 雙軸心滑軌

Twin Parallel Shaft System (Fix or Adjustable)
Anticorrosive Linear Guide

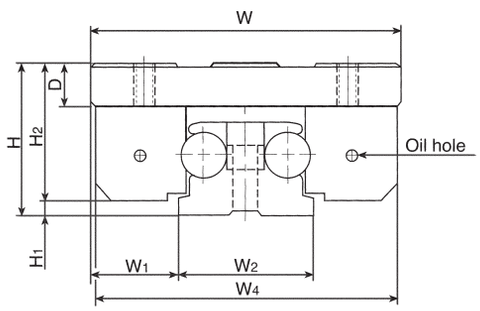

DSR8/DSRL8

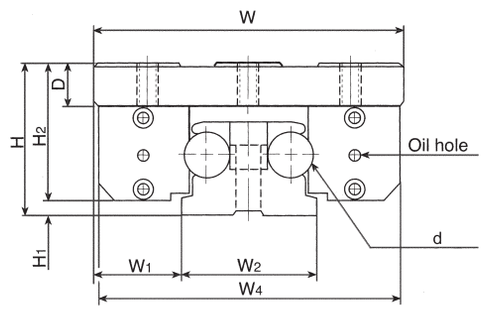

DSR12/DSRL12/DSRXL12
DSR16/DSRL16

單位：(mm)

型 號 Model No.	軸 徑 ød Shaft diameter	滾輪數量 Rolling Bearings No.	組 合 尺 寸 Dimensions of assembly			滑 塊 尺 寸 Dimensions of block								
			H	H_1	W_1	W	W_4	H_2	D	L_1	B	B_1	C	C_1
DSR8	8	4	30	3.5	16	60	59	26.5	9	70	40	10	50	10
DSRL8										100			80	
＊ DSR12	12	4	40	4	23	82	80	36	12	100	27	14	38	12
＊ DSRL12		4 8								140			58	
＊ DSRXL12		8								160			68	
DSR16	16	4	50	5	35	120	118	45	14	150	45	15	60	15
DSRL16										190			80	

規 格：

DSR12-B2-R1200
(1) (2) (3)

(1) 型 號
(2)1 支滑軌上滑塊之個數：
B1:1 個、B2:2 個、B3:3 個，…
(3) 滑軌長度 (1200mm)：
軸心：熱處理 (HRC60±2)，鍍硬鉻及研磨
標註＊：滾輪可作固定或可調式

Model NO:

DSR12-B2-R1200
(1) (2) (3)

(1) Model NO: DSR/DSRL/DSRXL
(2) Blocks for per track rail:
B1: 1 Block B2: 2 Blocks B3: 3 Blocks,...
(3) Length of rail (1200mm):
Shaft: Hardened (HRC60±2) ground and chromium plated
NOTE ＊: The rolling bearings can produce fix or adjustable type.

DSR12 雙軸心滑軌

Twin Parallel Shaft System Anticorrosive Linear Guide

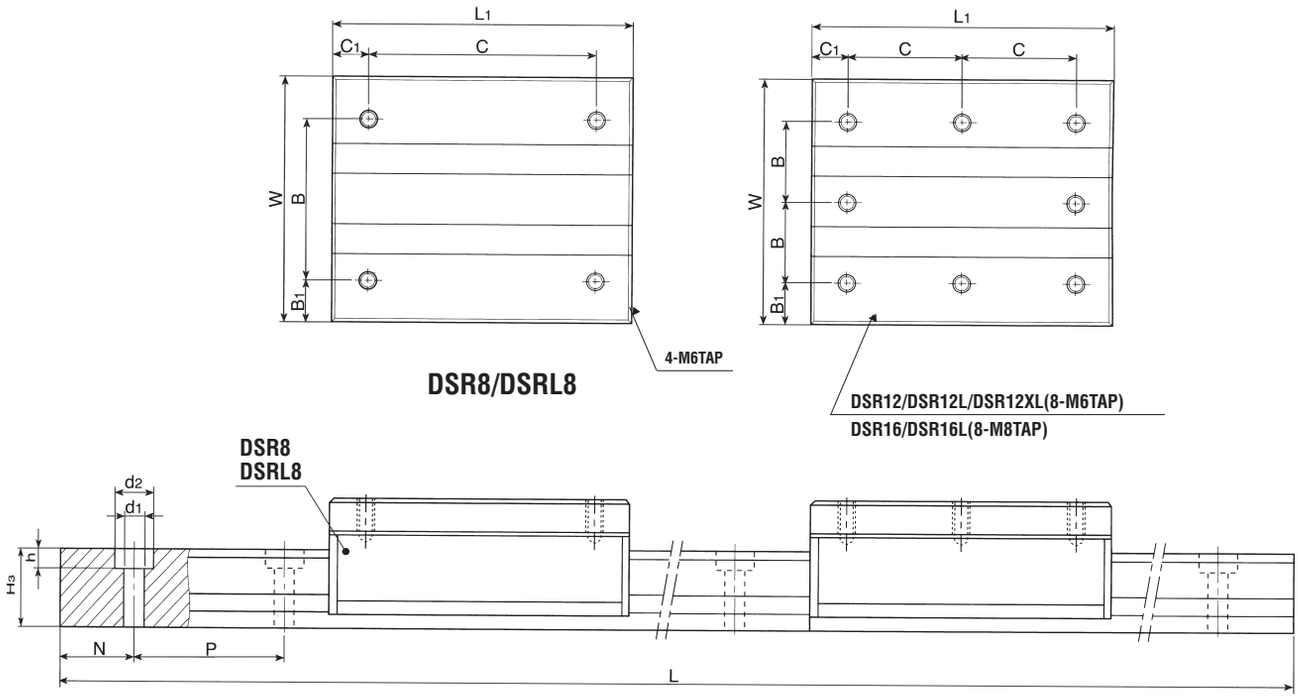

組合尺寸 Dimensions of assembly								基本動定格荷重 C(kgf)	基本靜定格荷重 Co(kgf)	容許靜力矩 Allowable static moment			重量 Weight		型號 Model No.
W2	H3	d1	d2	h	P	N	L(max) mm			Mo (kgf-m)	Mx (kgf-m)	My (kgf-m)	滑塊 Block (kg)	滑軌 rail (kg/M)	
28	18.5	5.5	10	3.5	50	25	3,000	25	45	0.5	1.0	2	0.20	1.65	DSR8
								30	50	0.5	1.5	2.3	0.26		DSRL8
36	24.5	7	13	6.2	50	25	4,000	150	250	1.5	2.5	3.5	0.52	3.2	DSR12
								180	290	2	3.5	4	0.7		DSRL12
								235	375	3.5	5.0	6	0.78		
								290	390	3.5	5.2	7	0.86		DSRXL12
50	32	9	21	8	80	40	4,000	290	390	3.6	6	8	1.3	6.0	DSR16
								330	420	3.6	7	10	1.6		DSRL16

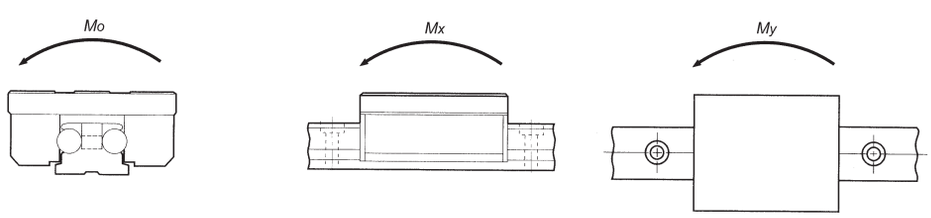

DSR4/DSR5 雙軸心滑軌

Twin Parallel Shaft System
Anticorrosive Linear Guide

一個滑塊含 3 個滾輪軸承（可調式）

One Block with 3 adjustable Rolling Bearings

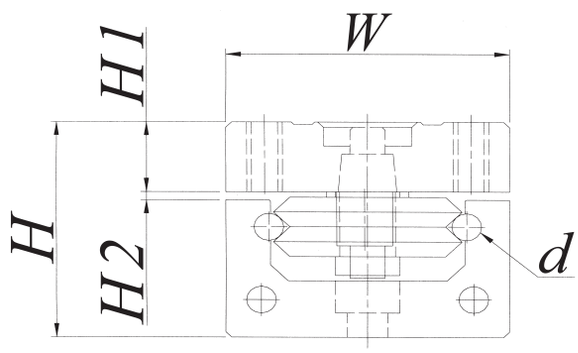

單位：(mm)

型 號 Model No.	軸 徑 ød Shaft diameter	滾輪數量 Rolling Bearings No.	組合尺寸 Dimensions of assembly		滑 塊 尺 寸 Dimensions of block									
			H	H_2	B	B_1	B_2	C	C_1	C_2	C_3	L_1	W	H_1
DSR4	ø 4	3	28	17	26	4	17	–	17.5	26	30.5	61	34	9.5
DSR5	ø 5		40	25	35	6.5	24	17.5	13	35	48	96	48	13

規 格：

DSR4-B2-R1200L
(1) (2) (3)

(1) 型 號：DSR4/DSR5
(2)1 支滑軌上滑塊之個數：
B1:1 個、B2:2 個、B3:3 個，…
(3) 滑軌長度 (1200mm)：
軸心：熱處理 (HRC60±2)，鍍硬鉻及研磨

Model NO:

DSR4-B2-R1200L
(1) (2) (3)

(1) Model NO: DSR4/DSR5
(2) Blocks for per track rail:
B1: 1 Block B2: 2 Blocks B3: 3 Blocks,...
(3) Length of rail (1200mm):
Shaft: Hardened (HRC60±2) ground and chromium plated

DSR4/DSR5 雙軸心滑軌

Twin Parallel Shaft System Anticorrosive Linear Guide

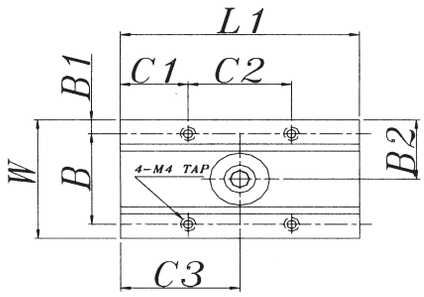

DSR4

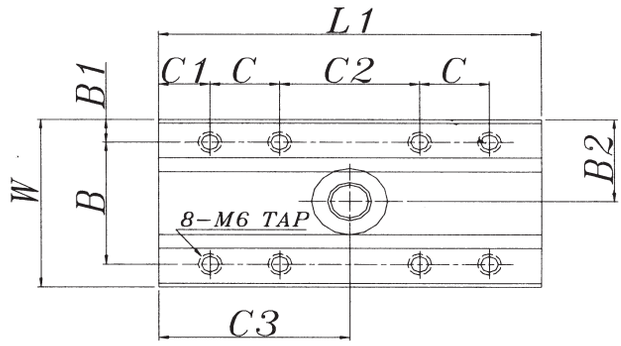

DSR5



組合尺寸 Dimensions of assembly								基本動定格荷重 C(kgf)	基本靜定格荷重 Co(kgf)	容許靜力矩 Allowable static moment			重量 Weight		型號 Model No.
H_3	d_1	d_2	N	P	L(max) mm	h	h_1			Mo (kgf-m)	Mx (kgf-m)	My (kgf-m)	滑塊 Block (kg)	滑軌 rail (kg/M)	
18	5	8.1	30	60	3,000	7.5	4.5	40	55	0.5	2	0.8	0.1	1.1	**DSR4**
25	7	11	30	60	3,000	10.5	6.2	80	120	1	3.5	1.4	0.3	2.15	**DSR5**

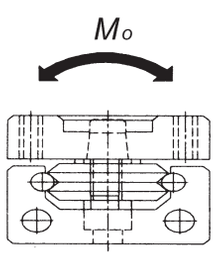

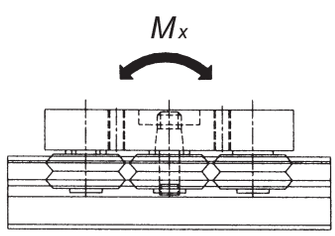

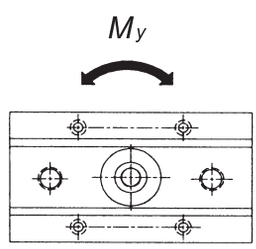

Coupling Type

聯軸器產品型式

性　質 (Character)	撓性聯軸器 (FLEXIBLE COUPLING)										
品　號 (Item)	SCT	SCT-C	SCTS	SCTS-C	SCP	SWS	SWS-C	SWSS	SWSS-C	SRJ	SRJ-C
產品圖 (Picture)											
材　質 (material)	AL	AL	SUS	SUS	PLASTIC	AL	AL	SUS	SUS	AL	AL
高扭力 (High torque)	★	★	★	★		★	★	★	★	★	★
低慣性 (Low inertia)	★	★	★	★	★	★	★	★	★	★	★
零背隙 (Zero backlash)	★	★	★	★	★	★	★	★	★		
高剛性 (High rigid)			★	★				★	★	★	★
絕緣性 (High indulsyion)					★					★	★
抗蝕性 (Erode resistance)			★	★	★			★	★		
抗震性 (Anti-seismic)										★	★
偏心佳 (High eccentric)											
偏角佳 (High deflection)	★	★			★	★	★	★		★	★

詳細尺寸請洽詢本公司 **If you need the dimension, please contact with us.**